



HYMAX[®] REDUCER *

(40mm - 1500mm)

PRODUCT SPECIFICATIONS

50mm - 300mm: Flip gasket

40mm, 350mm - 1,500mm: Detachable gasket

FEATURES

- USING THE GAME-CHANGING HYMAX TECHNOLOGY, PROVEN IN MILLIONS OF INSTALLATIONS WORLDWIDE
- SUITABLE FOR ALL TYPES OF PIPES - DUCTILE IRON, CAST IRON, STEEL, PE, PVC, AC, GRP
- JOINS PIPES OF DIFFERENT SIZES
- PATENTED PROGRESSIVE PRESSURE-ASSISTED GASKET WITH 2-STAGE SEALING
- LIGHTWEIGHT CONSTRUCTION ENABLES FAST AND EASY INSTALLATION
- ALLOWS UP TO 4° DYNAMIC DEFLECTION ON EACH END, REDUCING FUTURE PIPE DAMAGE
- ONE PRODUCT CAN CONNECT PIPES OF TWO DIFFERENT MATERIALS

SPECIFICATIONS (**)

STANDARDS

ALL PRODUCTS MEET OR EXCEED STANDARDS NSF-61 AND NSF-372.
PRODUCTS UP TO DN 300 WERE APPROVED BY 3RD PARTY ILAC LAB ACCORDING TO EN 14525.

SIZE

AVAILABLE IN NOMINAL DIAMETER SIZES 40mm - 600mm (STANDARD).
650mm - 1500mm ARE MTO (MADE TO ORDER). CONTACT KRAUSZ DISTRIBUTOR FOR DETAILS.

MATERIALS

END RINGS

40mm - 300mm: S235JR GRADE STEEL, IN ACCORDANCE WITH EN 10025-2 (DIN 17100).
350mm - 400mm: S235JR GRADE STEEL, IN ACCORDANCE WITH EN 10025-2 (DIN 17100).
(OR DUCTILE IRON CASTING ASTM A536 GRADE 60-40-18).
450mm - 1500mm: S235JR GRADE STEEL, IN ACCORDANCE WITH EN 10025-2 (DIN 17100).

CENTER RING

40mm - 300mm: P235 GRADE STEEL, IN ACCORDANCE WITH EN 10217-1.
350mm - 1500mm: S235JR GRADE STEEL, IN ACCORDANCE WITH EN 10025-2 (DIN 17100).

GASKET

EPDM COMPOUNDED FOR WATER AND SEWERAGE, MEETS INTERNATIONAL STANDARDS FOR CONTACT WITH DRINKING WATER: NSF-61, KTW-UBA Elastomer guideline, W270, XP P 41-250, AS/NZS 4020, AND BS 6920.
MEETS DIN EN 681-1 FOR WATER AND DRAINAGE APPLICATIONS.

BRIDGE

AISI 304 STAINLESS STEEL.

SPHERICAL SPACERS

AISI 304L STAINLESS STEEL.

COATING

100% FUSION BONDED EPOXY FOR ENHANCED CORROSION PROTECTION. AVERAGE THICKNESS 250 MICRON. MEETS NSF-61, BS 6920, W270, ONORM B 5014-1, XP P 41-250, AS/NZS 4020, AND UBA-COATINGS GUIDELINE

NUTS AND BOLTS

AISI 304 STAINLESS STEEL. ROLLED THREAD AND ANTI-GALLING COATING.

* The product is protected by various patents registered in various countries.

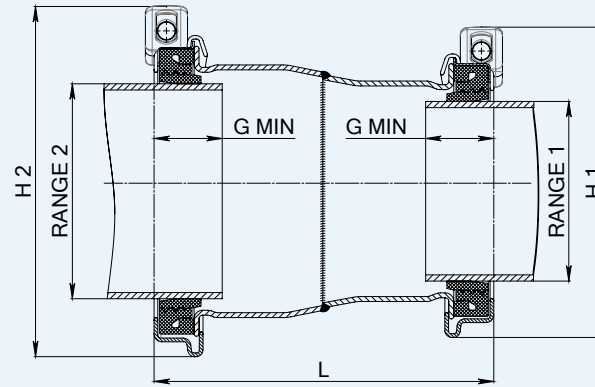
** For details about Made to Order (MTO) products please contact your KRAUSZ distributor.

PRODUCT PERFORMANCE

WORKING TEMPERATURE	EPDM GASKET		EPOXY COATING	
	CONTINUOUS OPERATION -30°C UP TO +85°C SHORT TIME OPERATION -30°C UP TO +100°C		ABOVE GROUND APPLICATIONS UP TO +50°C BELOW GROUND APPLICATIONS UP TO +65°C	
DYNAMIC DEFLECTION	40mm - 1150mm UP TO 4° PER SIDE		1200mm - 1500mm UP TO 3° PER SIDE	
	MIN. PIPE INSERTION		350mm - 1500mm	
MAXIMUM OFFSET FOR MISALIGNED PIPES	40mm - 300mm 55mm		100mm - 1500mm 100mm	
	MAXIMUM OUT OF ROUNDNESS		350mm - 1500mm	
WORKING PRESSURE	40mm - 80mm 10mm		100mm - 300mm 13mm	
	40mm 2mm	50mm - 80mm 5mm	100mm - 300mm 8mm	350mm - 1500mm 13mm
RATED PRESSURE	40mm - 600mm 16 BAR		650mm - 1500mm CONTACT KRAUSZ DISTRIBUTOR FOR DETAILS	
	1.5 X WORKING PRESSURE			
VACUUM TEST	0.8 BAR			

PRODUCT TABLES

HYMAX REDUCER 40-300



HYMAX REDUCER NOMINAL SIZE 40mm (*)

Krausz Part Number	DN (mm)	Side 1 - Overall Range (mm)	Side 1 - Before Removal of Inner Layer (mm)	Side 1 - After Removal of Inner Layer (mm)	H1 (mm)	Side 1 - Overall Range (mm)	Side 2 - Before Removal of Inner Layer	Side 2 - After Removal of Inner Layer (mm)	H2 (mm)	L (mm)	Bolts Qty. -Size	Torque Side 1 (Nm)	Torque Side 2 (Nm)	Approx. Weight (kg)
8618250041005416	40 x 50	41-54	41-50.5	50-54	130	54-77	54-66	65-77	165	217	2 -M12	45	60	3.4

* Detachable gasket

PRODUCT TABLES

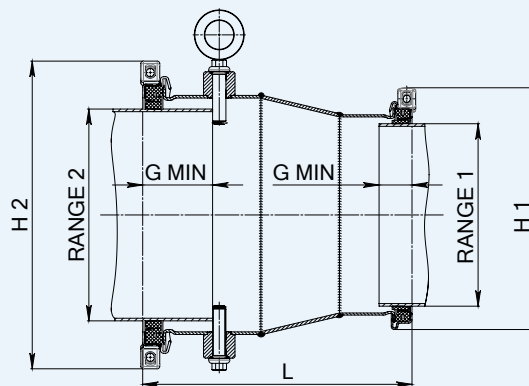
HYMAX2 REDUCER NOMINAL SIZES 50-300mm (*)

Krausz Part Number	DN (mm)	Side 1 - Overall Range (mm)	Side 1 - Range in Closed Gasket Position (mm)	Side 1 - Range in Open Gasket Position (mm)	H1 (mm)	Side 2 Overall Range (mm)	Side 2 - Range in Closed Gasket Position (mm)	Side - 2 Range in Open Gasket Position (mm)	H2 (mm)	L (mm)	Bolts Qty. -Size	Torque Side 1 (Nm)	Torque Side 2 (Nm)
8618260054008816	50 x 80	54-77	54-66	65-77	165	88-108	88-99	98-108	200	197	2 -M12	70	70
8618260088010816	80 x 100	88-108	88-99	98-108	200	108-143	108-126	125-143	250	224	2 -M14	70	80
8618260088015816	80 x 150	88-108	88-99	98-108	200	158-190	158-174	173-190	295	390	2 -M14	70	80
8618260108013016	100 x 125	108-143	108-126	125-143	250	130-162	130-146	145-162	270	250	2 -M14	80	80
8618260108015816	100 x 150	108-143	108-126	125-143	250	158-190	158-174	173-190	295	250	2 -M14	80	80
8618260130015816	125 x 150	130-162	130-146	145-162	270	158-190	158-174	173-190	295	275	2 -M14	80	80
8618260158021716	150 x 200	158-190	158-174	173-190	295	217-250	217-233	232-250	355	275	2 -M14	80	80
8618260158021216	150 x 250	158-190	158-174	173-190	295	272-305	272-289	288-305	408	490	2 -M14	80	100
8618260163019016	150 x 175	163-195	163-179	178-195	298	190-222	190-206	205-222	325	275	2 -M14	80	80
8618260163021716	150 x 200	163-195	163-179	178-195	298	217-250	217-233	232-250	355	275	2 -M14	80	80
8618260190021716	175 x 200	190-222	190-206	205-222	325	217-250	217-233	232-250	355	275	2 -M14	80	80
8618260217027216	200 x 250	217-250	217-233	232-250	355	272-305	272-289	288-305	408	275	2 -M14	80	100
8618260217027816	200 x 250	217-250	217-233	232-250	355	278-311	278-295	294-311	415	275	2 -M14	80	100
8618260222027216	200 x 250	222-252	222-238	237-252	355	272-305	272-289	288-305	408	275	2 -M14	80	100
8618260272031516	250 x 300	272-305	272-289	288-305	408	315-347	315-331	330-347	445	275	2 -M14	100	110
8618260278031516	250 x 300	278-311	278-295	294-311	415	315-347	315-331	330-347	445	275	2 -M14	100	110
8618260315033416	300 x 300	315-347	315-331	330-347	445	334-366	334-350	349-366	465	275	2 -M14	110	110

* Flip gasket

PRODUCT TABLES

HYMAX REDUCER 300-350



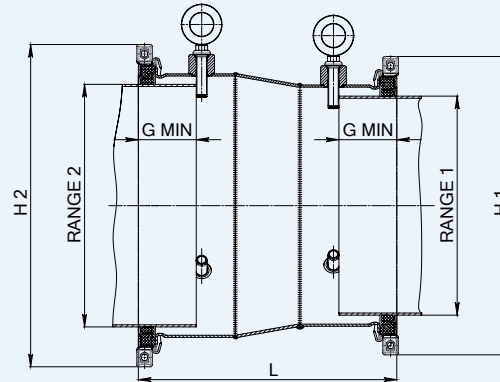
HYMAX REDUCER NOMINAL SIZES 300-350mm (*)

Krausz Part Number	DN (mm)	Side 1 - Overall Range (mm)	Side 1 - Before Removal of Inner Layer (mm)	Side 1 - After Removal of Inner Layer (mm)	H1 (mm)	Overall Range 2 (mm)	Side 2 - Before Removal of Inner Layer (mm)	Side 2 - After Removal of Inner Layer (mm)	H2 (mm)	L (mm)	Bolts Qty. -Size	Torque Side 1 (Nm)	Torque Side 2 (Nm)	Approx. Weight (kg)
8618250315037516	300 x 350	315-347	315-331	330-347	445	375-431	375-405	403-431	600	515	1-M14 2-M16	80	200	32
8618250334037516	300 x 350	334-366	334-350	349-366	465	375-431	375-405	403-431	600	515	1-M14 2-M16	80	200	35
8618250315037816	300 x 350	315-347	315-331	330-347	445	378-434	378-408	406-434	600	515	1-M14 2-M16	80	200	32
8618250334037816	300 x 350	334-366	334-350	349-366	465	378-434	378-408	406-434	600	515	1-M14 2-M16	80	200	35

* Detachable gasket

PRODUCT TABLES

HYMAX REDUCER 350-600



HYMAX REDUCER NOMINAL SIZES 350-600mm

Krausz Part Number	DN (mm)	Side 1 - Overall Range (mm)	Side 1 - Before Removal of Inner Layer (mm)	Side 1 - After Removal of Inner Layer (mm)	H1 (mm)	Side 2 - Overall Range (mm)	Side 2 - Before Removal of Inner Layer (mm)	Side 2 - After Removal of Inner Layer (mm)	H2 (mm)	L (mm)	Bolts Qty. -Size	Torque Side 1 (Nm)	Torque Side 2 (Nm)	Approx. Weight (kg)
8618250378043416	350 x 400	378-434	378-408	406-434	600	434-488	434-462	460-488	655	605	4 -M16	200	200	53.5
8618250434048816	400 x 450	434-488	434-462	460-488	655	488-542	488-516	514-542	705	605	4 -M16	200	200	70
8618250488054016	450 x 500	488-542	488-516	514-542	705	540-594	540-568	566-594	760	605	4 -M16	200	200	77
8618250540062416	500 x 600	540-594	540-568	566-594	760	624-678	624-652	650-678	845	605	4 -M16	200	200	83

* Detachable gasket

Copyright © 2017 Krausz Industries Ltd., All rights reserved

PS0021 REV D