



DISMANTLING JOINT*

(40mm - 1000mm)

PRODUCT SPECIFICATIONS

FEATURES

- THE MOST USER-FRIENDLY DISMANTLING DEVICE AVAILABLE
- CONNECTS VALVES, PUMPS, METERS AND PIPE ASSEMBLIES
- PATENTED PROGRESSIVE PRESSURE-ASSISTED GASKET WITH 2-STAGE SEALING
- ADJUSTS TO VARIOUS LENGTHS PER NOMINAL SIZE
- FAST, EASY MAINTENANCE – UP TO 60% FEWER BOLTS
- EASY OPENING AND CLOSING VIA RADIAL CLOSURE

SPECIFICATIONS (**)

STANDARDS

ALL PRODUCTS MEET OR EXCEED STANDARDS NSF-61 AND NSF-372. PRODUCTS UP TO DN 300 WERE APPROVED BY 3RD PARTY ILAC LAB ACCORDING TO EN 14525.

SIZE

AVAILABLE IN NOMINAL DIAMETER SIZES 80mm – 1000mm (STANDARD). ALL OTHER SIZES ARE MTO (MADE TO ORDER). CONTACT KRAUSZ DISTRIBUTOR FOR DETAILS.

MATERIALS

CENTER RING

40mm – 400mm: P235 GRADE STEEL, IN ACCORDANCE WITH EN 10217-1.
 450mm – 1000mm: S235JR GRADE STEEL, IN ACCORDANCE WITH EN 10025-2 (DIN 17100).

END RING

S235JR GRADE STEEL, IN ACCORDANCE WITH EN 10025-2 (DIN 17100).

FLANGE

PN-10: DN 200mm – 1000mm
 PN-10/16: DN 40mm – 150mm
 PN-16: DN 200mm – 1000mm
 PN-25: DN 80mm – 400mm
 PN-40: DN 80mm – 250mm

GASKET

EPDM COMPOUNDED FOR WATER AND SEWERAGE, MEETS INTERNATIONAL STANDARDS FOR CONTACT WITH DRINKING WATER: NSF-61, KTW-UBA ELASTOMER GUIDELINE, W270, XP P 41-250, AS/NZS 4020, AND BS 6920. MEETS DIN EN 681-1 FOR WATER AND DRAINAGE APPLICATIONS.

BRIDGE

AISI 304 STAINLESS STEEL.

SPHERICAL SPACERS

AISI 304L STAINLESS STEEL.

COATING

100% FUSION BONDED EPOXY FOR ENHANCED CORROSION PROTECTION. AVERAGE THICKNESS 250 MICRON. MEETS NSF-61, BS 6920, W270, ONORM B 5014-1, XP P 41-250, AS/NZS 4020, AND UBA-COATINGS GUIDELINE.

NUTS AND BOLTS

AISI 304 STAINLESS STEEL. ROLLED THREAD AND ANTI-GALLING COATING.

* The product is protected by various patents registered in various countries.

** For details about Made to Order (MTO) products please contact your KRAUSZ distributor.

PRODUCT PERFORMANCE

WORKING TEMPERATURE

EPDM GASKET

CONTINUOUS OPERATION | -30°C UP TO +85°C
SHORT TIME OPERATION | -30°C UP TO +100°C

EPOXY COATING

ABOVE GROUND APPLICATIONS | UP TO +50°C
BELOW GROUND APPLICATIONS | UP TO +65°C

WORKING PRESSURE

FLANGE | FLANGE PN-10 | FLANGE PN-10/16 | FLANGE PN-16 | FLANGE PN-25 | FLANGE PN-40
PRESSURE | 10 BAR | 16 BAR | 16 BAR | 25 BAR | 40 BAR

RATED PRESSURE

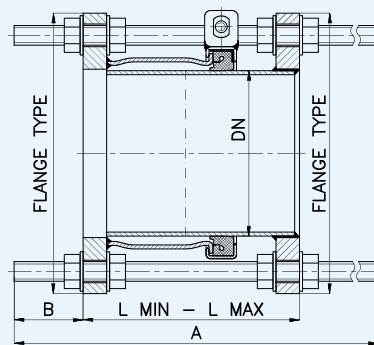
1.5 X WORKING PRESSURE

VACUUM TEST

0.8 BAR

PRODUCT TABLES

DISMANTLING JOINT 80-250

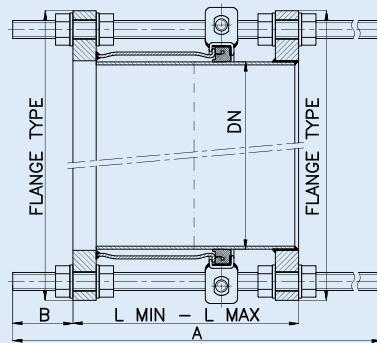


DISMANTLING JOINT PN-10 NOMINAL SIZES 200-250mm

Krausz Part Number	DN (mm)	L MIN (mm)	L MAX (mm)	Threaded Rods (size)	No. of Rods (pcs)	A (mm)	B (mm)	Torque (Nm)	Working Pressure (bar)
807-825-0008-10	200	270	400	M20	4	570	80	80	10
807-825-0010-10	250	270	400	M20	4	570	80	80	10

PRODUCT TABLES

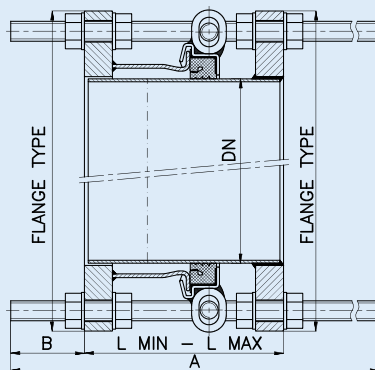
DISMANTLING JOINT 300-600



DISMANTLING JOINT PN-10 NOMINAL SIZES 300-600mm

Krausz Part Number	DN (mm)	L MIN (mm)	L MAX (mm)	Threaded Rods (size)	No. of Rods (pcs)	A (mm)	B (mm)	Torque (Nm)	Working Pressure (bar)
807-825-0012-10	300	280	410	M20	4	570	80	80	10
807-825-0014-10	350	290	420	M20	4	600	85	80	10
807-825-0016-10	400	360	490	M24	4	700	100	100	10
807-825-0018-10	450	360	490	M24	4	700	100	100	10
807-825-0020-10	500	360	490	M24	4	700	100	100	10
807-825-0024-10	600	370	500	M27	4	700	100	130	10

DISMANTLING JOINT 700-1000



DISMANTLING JOINT PN-10 NOMINAL SIZES 700-1000mm

Krausz Part Number	DN (mm)	L MIN (mm)	L MAX (mm)	Threaded Rods (size)	No. of Rods (pcs)	A (mm)	B (mm)	Torque (Nm)	Working Pressure (bar)
807-825-0028-10	700	300	380	M27	8	600	110	300	10
807-825-0032-10	800	320	400	M30	8	650	120	300	10
807-825-0036-10	900	330	410	M30	8	650	120	400	10
807-825-0040-10	1000	350	430	M33	8	720	140	400	10

PRODUCT TABLES

DISMANTLING JOINT PN-16 NOMINAL SIZES 80-250mm(*)

Krausz Part Number	DN (mm)	L MIN (mm)	L MAX (mm)	Threaded Rods (size)	No. of Rods (pcs)	A (mm)	B (mm)	Torque (Nm)	Working Pressure (bar)
804-825-0003-16	80	210	290	M16	2	430	70	45	16
804-825-0004-16	100	210	290	M16	2	430	70	45	16
804-825-0005-16	125	210	290	M16	4	430	70	60	16
804-825-0006-16	150	220	300	M20	4	450	70	60	16
804-825-0008-16	200	270	400	M20	4	570	80	80	16
804-825-0010-16	250	280	410	M24	4	600	80	80	16

* See drawing on pg. 2

DISMANTLING JOINT PN-16 NOMINAL SIZES 300-600mm(*)

Krausz Part Number	DN (mm)	L MIN (mm)	L MAX (mm)	Threaded Rods (size)	No. of Rods (pcs)	A (mm)	B (mm)	Torque (Nm)	Working Pressure (bar)
804-825-0012-16	300	300	430	M24	4	600	80	80	16
804-825-0014-16	350	300	430	M24	4	600	85	80	16
804-825-0016-16	400	370	500	M27	4	700	100	100	16
804-825-0018-16	450	370	500	M27	4	700	100	100	16
804-825-0020-16	500	380	510	M30	4	730	110	100	16
804-825-0024-16	600	410	540	M33	4	780	120	130	16

* See drawing on pg. 3

DISMANTLING JOINT PN-16 NOMINAL SIZES 700-1000mm(*)

Krausz Part Number	DN (mm)	L MIN (mm)	L MAX (mm)	Threaded Rods (size)	No. of Rods (pcs)	A (mm)	B (mm)	Torque (Nm)	Working Pressure (bar)
804-825-0028-16	700	350	430	M33	8	700	130	300	16
804-825-0032-16	800	360	440	M36	8	720	140	300	16
804-825-0036-16	900	380	460	M36	8	760	150	400	16
804-825-0040-16	1000	400	480	M39	8	820	170	400	16

* See drawing on pg. 3

PRODUCT TABLES

DISMANTLING JOINT PN-25 NOMINAL SIZES 80-250mm(*)

Krausz Part Number	DN (mm)	L MIN (mm)	L MAX (mm)	Threaded Rods (pcs)	No. of Rods (pcs)	A (mm)	B (mm)	Torque (Nm)	Working Pressure (bar)
808-825-0003-25	80	210	290	M16	2	430	70	50	25
808-825-0004-25	100	220	300	M20	2	450	70	50	25
808-825-0006-25	150	240	320	M24	4	500	90	70	25
808-825-0008-25	200	290	420	M24	4	600	90	90	25
808-825-0010-25	250	300	430	M27	4	650	100	90	25

* See drawing on pg. 2

DISMANTLING JOINT PN-25 NOMINAL SIZES 300-400mm(*)

Krausz Part Number	DN (mm)	L MIN (mm)	L MAX (mm)	Threaded Rods (size)	No. of Rods (pcs)	A (mm)	B (mm)	Torque (Nm)	Working Pressure (bar)
808-825-0012-25	300	310	440	M27	4	650	100	120	25
808-825-0014-25	350	320	450	M30	4	650	100	120	25
808-825-0016-25	400	400	530	M33	4	750	110	150	25

* See drawing on pg. 3

DISMANTLING JOINT PN-40 NOMINAL SIZES 80-250mm(*)

Krausz Part Number	DN (mm)	L MIN (mm)	L MAX (mm)	Threaded Rods (pcs)	No. of Rods (pcs)	A (mm)	B (mm)	Torque (Nm)	Working Pressure (bar)
806-825-0003-40	80	210	290	M16	2	430	70	60	40
806-825-0004-40	100	220	300	M20	2	450	70	60	40
806-825-0006-40	150	240	320	M24	4	500	90	80	40
806-825-0008-40	200	300	430	M27	4	650	100	100	40
806-825-0010-40	250	320	450	M30	4	680	110	100	40

* See drawing on pg. 2